


# THE OLD FORT PALISADE

## WINTER 2017



### A WORD FROM THE PRESIDENT:

Greetings,

Welcome to 2017! Last year was another year of great events, such as our Bicentennial Celebration in June. We welcomed a number of new participants to the Fort this year as well as renewed friendships with past attendees. The year had its struggles as well. Several members of our Fort family have fallen ill.

Blacksmith Mark Thomas and 1st Light Artillery members Tim Richardson and his son Eli have all had health problems but are on the mend and we hope to see them out at the Fort again this year.

Those of you in the Fort Wayne area may have noticed that the city has opened the dam and let out the waters so work can begin on the river bank restoration project next to the Fort. Heavy equipment will be rolling in shortly so if you pay a visit to the Fort be aware! We'll keep you up to date on this project as it develops.

Our 2017 brochure is being finalized for printing with the new schedule for next year. But guess what! Our new web site is up and running!!! Huzzah! With the help of Josh Smith at Code Chameleon we have a top notch site. Please go and check it out. You can sign up for events, volunteer, check out our current

*"Sometimes the meat is only half-cooked; sometimes it is very tough, especially when smoked (dried in the smoke). As a rule, they have a good meal only once – or, when provisions are abundant twice; but it does not last long."*

Page 5

### TABLE OF CONTENTS

Tree Donation	2
Fall at the Fort in Pictures	3
Thoughts about the North Country	4
New on the Web	6
2017 Event Schedule	7
Volunteer Profile	8
Historical Clothing 101	9
Year End Financial Report	12
Who's Who	13

*Continued next page*



schedule, see pictures, read newsletters, and much more. It is very user friendly so we will be making changes more often, such as posting weekend schedules for the next event the week before it occurs. We have lots of great events coming in 2017. Be sure to register, and come help us keep history alive!

May 2017 be better than 2016  
Norm Gable  
President  
Historic Fort Wayne, Inc.




## **'Johnny Appleseed' Rambo Tree**

The Old Fort has a new resident. On Dec. 3, a Rambo apple tree, donated by Carsten Retrum and family, was transplanted to the Fort's grounds. The tree is known to be descended from one planted in Ohio by John Chapman (aka Johnny Appleseed). Settlers moving west were required to start an "orchard" as part of the legal requirement for laying claim to land. According to the Fort's gardener, Rick Ritter, a tree in Nova, Ohio was part of the plantings by Chapman as he worked to establish stands of cider apple trees in the early developing days of this part of the country. Cuttings (scion wood) were taken from the tree in Nova and grafted onto rootstock (rootstock controls the height of the tree) a couple decades ago. The grafted trees were distributed around the Fort Wayne area.

A year ago, the Three Rivers Fruit Growers Club and Mark Ringenberg from ReLeaf took cuttings from two of those existing trees at the gravesite of John Chapman here in Fort Wayne and grafted those Rambo cider onto a variety of different rootstocks. Ritter says, "Even though these cider apples would not have been grown at the Fort (as far as we know) there is a historical connection to this area since Chapman's sister lived here, he visited here late in his life, and died here. When I heard that one of the trees was planted locally and the gentleman who planted and cared for the tree was getting older and wanted to make sure the tree and its importance wouldn't get lost, it seemed logical to see if we could find a way to transplant it to the Fort. We have worked on this project since this last spring."

Many thanks to those who helped make this project possible: Carsten Retrum and family, Hoosier ReLeaf, Fort Board members, Parkers Towing, FW Parks Dept., Matt Jones aka Dr. IC Coldwater, Three Rivers Fruit Growers Club, FWPD, Tony Bricker, Dave Deimling, Jay Linnemeier, Janice Richardson, Mark Dolezal, Jack and Connie Adams, Mark and Ellen Blasi, Jeff and Mary Tipton, Mark and Marty Ringenberg, Carol Everest, and Green UP Trees .





# FALL AT THE OLD FORT



Fright Night



Fort 4 Fitness: Cannon crew and friends starting the races



Be a Tourist In Your Own Hometown



Yup - we played favorites! Go Cubs, Go!




Christmas Open House



# Thoughts about the North Country

By David A. Schmid

As I sit in a subzero climate up here in 'da UP' (that's Upper Peninsula of Michigan), I have been going through documents collected over the years. I have researched the clothing, tools, and equipment of those early men that visited Lac Superior and the North Country in the 17<sup>th</sup> and 18<sup>th</sup> centuries. I have found understanding in their words and seem to develop empathy of their drive and ambition. Here in the North Country the early men followed an unknown path to seek fame and fortune, and were remarkable people.



Many of us in our personas have a theme of a voyageur or woodsmen with a native influence in our clothing, equipment, and decoration. It was a good idea to adapt your clothing and equipment to make it work in this strange land. For example, period journals specifically mention that European shoes didn't work well in the forests. The voyageurs adapted the breechcloth and leggings because it was easier when jumping in and out a canoe at a portage. This type of clothing was available, simple, and practical in design.

While reading accounts and journals, my thoughts moved to the question of how a man with European influences, manners, food tastes, and cleanliness adjusted to living with the Native. Two completely different cultures faced each other on the banks of the Great Lakes. It was a give and take between the two. Both cultures were highly influenced by the other.

Think about who you are in life. Look at your habits, your daily schedule, and how your parents and grandparents influenced who you are today. Think further back to how their parents and grandparents influenced them. All of us have been influenced strongly by traditions, mind set, prejudices, and lessons learned. As we get older, do you find that young people ask why we are set in our ways? Influences and life experiences molded us to what we are as humans.

I found a letter written by a Jesuit in 1697. Father Francois de Crespieul served in the missions of Canada from 1671 to 1697 with the Montagnais, an Algonquin tribe that lived along the northern part of the St. Lawrence River in Labrador. In his letter he gives advice to other Jesuits on what to expect while living with the natives. I ask you, as you go through this, if could you live this life style. Here is his letter, translated from the original French.



*The life of a Montagnais missionary is a long and slow martyrdom: Is an almost continual practice of patience and of mortification: Is a truly penitential and humiliating life, especially in the cabins, and on journeys with the savages.*

*1. The cabin is made of poles and birch-bark; and fir-branches are placed around it to cover the snow and the frozen ground.*

*2. During nearly all the day, the missionary remains in a sitting or kneeling position, eased to an almost continual smoke during the winter.*

*Continued next page*

3. *Sometimes he perspires in the day-time and most frequently is cold during the night. He sleeps in his clothes upon the frozen ground, and sometimes on the snow covered with fir-branches, which are very hard.*

4. *He eats From an ouragan (dish) that is very seldom cleaned or washed, and in most cases is wiped with a greasy piece of skin, or is licked by the dogs. He eats when there is anything to eat, and when some is offered to him. Sometimes the meat is only half-cooked; sometimes it is very tough, especially when smoked (dried in the smoke). As a rule, they have a good meal only once - or, when provisions are abundant twice; but it does not last long.*



5. *The savage shoes, or the dogs' hairy skins, serve him as napkins, as the hair of the savage men and women serves them.*

6. *His usual beverage is water from the streams or from some pond - sometimes melted snow, in an ouragan that is usually quite greasy.*

7. *He often scorches his clothes, or his blanket, or his stockings during the night - especially when the cabin is small or narrow. He cannot stretch himself, but he curls himself up, and his head rests upon the snow covered with fir-branches; this chills his brain, and gives him toothache, etc.*

8. *He always sleeps with his clothes on, and takes off his cassock and his stockings only to protect himself against vermin, which always swarm on the savages, especially the children.*

9. *Usually when he wakes he finds himself surrounded by dogs. I have sometimes had 6, 8, or 10 around me.*

10. *The smoke is sometimes so strong that it makes his eyes weep; and when he sleeps he feels as if some one had thrown salt into his eyes; when he awakes, he has much difficulty in opening them.*

11. *When the snow thaws, while he is walking upon lakes or long rivers, he is so dazzled for 4 or 5 days by the water that drops continually from his eyes that he cannot read his breviary. Sometimes he has to be led by the hand. This has happened to Father Silvy, to Father Dalmas, and to myself; while on the march I could not see further than the edge of my snowshoes.*



12. *He is often annoyed by little children, by their cries, their weeping, etc.; and sometimes he is made ill by the stench of those who have scrofula, with whom he even drinks out of the same kettle. I have spent more than 8 days in the cabin of Kawitaskawat, the chief man among the Mystassins, and have slept near his son, who was troubled with that disease; and the stench from him often caused me nausea, both by day and night. I have also eaten and drunk from his ouragan.*

*Continued next page*



13. *He is sometimes reduced to drinking only water obtained from melted snow, which smells of smoke and is very dirty. For 9 weeks I have drunk nothing else, while I was with strangers in the region of Peokwagamy. I have never seen savages dirtier than these, as regards eating, drinking and sleeping. Among them the meat was often covered with moose-hairs or sand. An old woman, with her long nails, gathered up handfuls of grease in the kettle into which snow had been thrown, and then offered it to us to eat, in a very dirty ouragan: and all drank broth out of the same kettle.*
14. *In the summer-time, while travelling, especially on the Saguenay and on the great River, he often drinks the very dirty water obtained from ponds. During 9 days, while detained by contrary winds, we drank no other water. Sometimes the wind compels him to take refuge in places where there is none at all. This has happened to me more than once - indeed, more than 9 times. I have been obliged to drink from ponds in which I saw toads, etc.*
15. *In most cases during the winter, while on long and difficult journeys, he does not find a drop of water wherewith to quench his thirst, although exhausted with toils and fatigues.*
16. *He suffers greatly from cold and from smoke, before the cabin is finished, for 2 or 9 hours when the weather is very severe in winter. His shirt, which is wet with perspiration, and his soaked stockings, render him benumbed with cold; he suffers also from hunger, because in most cases he has had nothing but a piece of dried meat, eaten before the camp was struck.*
17. *Suffering and hardship are the appendages of these holy but arduous missions. Faxit Deus ut iis diu immoretur et immoriatur Servus Inutilis Missionum Franciscus, S.J. (God grant that in them may long remain and die the Useless servant of the missions, François, S.J.).*

So, what do you think? Could you live with a culture so very different from your own, with the decorations, the adventure of living in a wigwam, living free from European oppressions, and free to hunt, fish, trap as you please? The idea is very romantic. Is it realistic for who you are? Food for thought. This letter made me think.

Source: The Jesuit Relations and Allied Documents, ed. R.G. Thwaites  
Or on line at : <http://jhunix.hcf.jhu.edu/~dabell/missionary.html>

*David A. Schmid has been a Living History professional for 40 years, researching numerous subjects of 17th and 18th century Colonial and European history.*



## New on the web

Wow! Check out this 360 virtual tour of the Fort. Thanks to Visit Fort Wayne, with support from Sweetwater, you can now take a walk through the Old Fort from your computer. Click on the Parks and Recreation department logo to tour other downtown cultural attractions, too!



<https://www.vpix.net/index.php?tour=456940>

Also, visit our new web page. You can find information about upcoming events, Fort history, volunteering, registration links for reenactors, pictures, and more!

[oldfortwayne.org](http://oldfortwayne.org)

## 2017 SCHEDULE

Public hours as listed below. If you're interested in participating as a reenactor or vendor, please contact [events@oldfortwayne.org](mailto:events@oldfortwayne.org) for registration forms, or visit our website.

We are excited to be planning for another great year at the Old Fort.

Mark your calendars now to save the dates for these 2017 events.

### **January 28:**

Nouvelle Annee (Winterval)

Saturday: 10:00am-5:00pm

### **February 11-12:**

1812 Garrison

Public times TBD

### **February 18-19:**

Civil War Garrison

Saturday: 10:00am-4:00pm

### **March 4-5:**

Rev War Garrison

Saturday: 9:00am-4:00pm

Sunday: 10:00am-3:00pm

### **April 1-2:**

EMMA (Early Modern Muster of Arms)

Saturday: 10:00am-6:00pm

Sunday: 10:00am-3:00pm

### **April 22-23:**

13th Pennsylvania Drill

Saturday: 10:00am-4:00pm

### **May 5-7:**

Education Day (Friday)

Muster on the St. Mary's -Timeline Event

Friday: 9:00am-2:00pm

(grades 4 & 5, preregistered only)

Saturday: 10:00am-6:00pm

Sunday: 10:00am-4:00pm

### **June 10-11:**

Siege of Fort Wayne 1812

Saturday: 10:00am-6:00pm

Sunday: 10:00am-4:00pm

### **July 8-9:**

Camp Allen Muster: 1861 - 1865

Saturday: 10:00am-6:00pm

Sunday: 10:00am-4:00pm

### **July 29-30:**

Colonial America on the Frontier

Saturday: 10:00am-6:00pm

Sunday: 10:00am-4:00pm

### **August 26-27:**

Post Miamies: 1754-1763

Saturday: 10:00am-6:00pm

Sunday: 10:00am-4:00pm

### **September 10:**

Be a Tourist in Your Own Hometown

Noon - 5:00 pm

### **October TBD:**

Fright Night

Sat. 6pm - 10pm,

\$3.00, under 12 free

### **November 25:**

Joyeux Noel – A Christmas Open House

11:00am - 5:00pm

## Historic Fort Wayne, Inc.



1201 Spy Run Ave.  
Fort Wayne, IN  
Phone: (260) 437-2836  
[www.oldfortwayne.org](http://www.oldfortwayne.org)  
[www.facebook.com/HistoricFortWayne](http://www.facebook.com/HistoricFortWayne)

**The Old Fort Palisade**  
volume 10, issue 1

Kathleen O'Connell, editor  
Published quarterly

The Old Fort Palisade is a publication of Historic Fort Wayne, a 501(c)3 not-for-profit organization, which is solely responsible for the content herein. All information, articles and pictures are the exclusive property of the submitters and are only used with their express permission.

## Volunteer Profile: Kip Lytle

**Name:** Kean Addison Lytle, called Kip (sometimes Kipper). I was a distance runner in high school and college. One of the best runners at the time was a Kenyan named Kip Keino. The similarity between his last name and my first inspired a sprinter to give me the nickname.

**How long have you lived in the Fort Wayne area?** I moved to Fort Wayne in October 2009 as a part-time resident. Kathleen joined me in November 2010.

**Do you work?** I am a Master Sergeant in the Air Force, assigned to the 122<sup>nd</sup> Fighter Wing here in Fort Wayne. My specialty is computer hardware and software repair.

**When did you start volunteering at the Fort?** In June of 2010. I am the resident woodwright and sometime militiaman and/or garrison private.

**When did you begin woodworking?** Back when I was in my early teens, I was introduced to woodworking at school in shop class. There have been many mentors/teachers throughout my life. The most notable would be my father who made things with an artistic flair, my stepdad who taught me the construction side, and Roy Underhill who taught me joinery. The biggest thrill for me is being able to point to something at the end of the day and say, "I did that."

**What are your favorite projects?** That's like asking a parent which of their children is their favorite. If I was forced to pick, I'd have to say the making of my toolbox. It was my first attempt at dovetail joints and I think they turned out beautifully.

**What do you like about being woodwright at the Fort?** While I do thoroughly enjoy making things, the big thrill is being able to help the other reenactors: making and fitting handles, repairing tent poles, repairing furniture, etc.

**What time period do you prefer to re-enact?** I've been a big fan of the American Revolution and Colonial America since visiting Fort Ticonderoga and Colonial Williamsburg as a child.

**What is your family like?** I've been married to Kathleen O'Connell for 16 years and I get to renegotiate the contract in 9 more (*editor's note - that's a joke. He's stuck with me. ~Kathleen*). Our son, his wife, and their children live two hours away in Elkhart. Kathleen and I have a dog named Ceilidh (pronounced Kay Lee), the sweetest dog in the world.

**Do you have other hobbies and interests?** I love to watch baseball. The TinCaps and the Cleveland Indians are my favorite teams. I play golf and (it's been a few years) softball. I also enjoy reading and strategy games.

**What else would help us get to know you better?** My interest in reenacting started with a Medieval & Renaissance group called the Society for Creative Anachronism (SCA) where I portrayed a Scottish Highlander from the 1590s. I truly enjoyed the fencing with this group. This interview was conducted via email since I am currently deployed to Al Udeid Air Base in Qatar. (*editor's note - he's home. Welcome back!*)





# Historical Clothing 101

By Sara Elizabeth Gable

If you who are interested in volunteering at HFW and unsure where to start, here is a helpful “quick and dirty” guide to being a costumed reenactor and/or Old Fort volunteer. Most folks who become historical reenactors don’t buy the whole kit and caboodle from a merchant and call it done, because that would be a RIDICULOUS amount of money. Odds are that the majority of the things that you want to buy initially are not really going to serve the type of historical figure you wish to portray. This is something that is going to take time and research.

Before you even think about what you’re going to wear, you need to decide who you want to portray, and from what era(s):

**When:** Is there a particular era that interests you? Folks reenact almost anything these days. At HFW, we focus on reenacting the French and Indian War through Civil War eras. We also have our special timeline event where you can be just about whoever you want to be from throughout history: from Middle Ages archers to WWII infantry soldiers.



*Several eras of Men’s clothing, from the Fort’s Timeline event in May.*

**Who:** You need to determine what role you play in that society. Are you interested in the daily life of tradesperson, becoming part of a regiment of soldiers, how the lowly servant’s life was led, educating the masses by becoming a teacher of the time, being a backwoodsman cutting through new frontier, healing the sick and wounded with the most cutting edge medical science, or dishing out the finer things that life has to offer?

Once you have these two crucial questions answered, you can go on from there.

Before we go into detail about types of clothing for different eras, here’s a quick note on costume vs. historical clothing: clothes are in it for the long haul, costumes are temporary. Your historical clothing is really no different from what you wear on a daily basis today in modern society, and should be treated as such. It all serves a purpose, whether that is to display social or military rank, choice of occupation, personality, or wealth. Throughout the ages, clothing has been the one constant between all cultures and societies in how people denote their cultural-social markers. In its simplest form, clothing is the reflection of culture.

When looking at the eras that are represented at HFW, we can break down basic looks into three categories: F&I/Revolutionary (1700’s), War of 1812 (1800’s-20’s) and American Civil War (late 1850’s-60’s). Unfortunately, there is not much overlap in terms of clothing styles between these eras. For the majority of the 1700’s, styles remained largely the same with long waistcoats and breeches for men, and bustles and stays with busks for ladies. However, near the end of the 1790’s, thanks to Napoleon (who thought himself a fashion genius), we have the sleek, slender looks of the Regency period with insanely raised waist-lines for both men and women. This is an era unto itself and is vastly different from its predecessor and descendant, especially in ladies’ fashion. If you were to look at a silhouette timeline, it almost looks as though the Regency ladies had sprung a leak and needed to be re-inflated.



*Several eras of Women's clothing, also from the Timeline event in May.*

HFW does not have an event between the War of 1812 to American Civil War, so we can look past the oddity that is the 1830s-40s (seriously, what were they thinking?!), and look instead to the fashion of the Civil War era, back to a more natural waist with hoop skirts and elastic suspenders!

When doing clothing research for the historical role you want to depict, the best things to look at are paintings and ladies' journals. You want to be sure the paintings were painted in that era (there are plenty of painters that came after, but copied the style of the period), and to take

it with a grain of salt. Just like family portrait photos taken today, you would wear your best to have your portrait painted. There are a handful of artists that painted the working man or servant girl, but they are few and far between. Looking back at the working class gives you a more rounded idea as to what was more common for the masses than the silk jackets and enormous ball gowns that the wealthy were want to show. Other places that are helpful when doing research are ladies journals, which were like newsletters. They sometimes had written instructions for patterns and the like. If you are lucky (with later eras like the 1860's), there might even be illustrations of the garment in question.

Do's and don'ts that can apply to all eras:

**Men:** A shirt, pants, and shoes DOES NOT mean that you are dressed. You are essentially in your underwear and will be seen as scandalous and probably insane. For the three eras depicted at HFW you will need, at the very least, a shirt, a waistcoat/vest, cravat or neckerchief, pants, socks/stockings, shoes/boots. A hat of some kind is necessary when out of doors.

**Ladies:** DO NOT go out in public with nothing but your skirt, chemise, a bodice, and with your hair uncovered! A bodice is little more than a stays/corset cover and is still considered underwear. Also, the only reason you would have your hair uncovered is if it was 'dressed,' meaning styled in a fashion befitting your social rank and activity. The bodice look has been debunked and is considered extremely "farby" ("far-be-it" from historically accurate). Ladies should be wearing (according to era styles) a chemise, stays/corset, petticoats and/or hoop skirts, pocket or small purse, skirt and short gown or full dress, modesty cloth/fischu, and hair either dressed or under a day cap. An optional item that works for most eras is bloomers. If you are someone who chafes, this is a good item to add to your outfit. When walking around outside, you should have some type of hat to protect your hair and yourself from the elements.

While we're talking about base pieces to create your look, there are two pieces of clothing that can be used across all three eras: a man's open neck, collared shirt, and a woman's chemise. There are slight differences in style between the eras, but these are universal, basic items.

Your best choices for fabric are anything made with 100% natural fibers such as cotton, linen, wool, and silk. Synthetic fabrics, while readily available today, are not a smart choice if you are

*Continued, next page*



going to be around open flames as synthetics will melt on to your skin should you get a stray spark. Once you have your pattern (there are several historical pattern companies out there) and your fabric of choice, you are ready to begin your project.

It is always a good course of action to make a trial garment out of muslin or cheap cotton before using your actual material so you don't accidentally ruin your \$20/yd. wool fabric. There are three paths you can take to make this garment: the quick and sloppy modern way, the quick-ish and neat modern way, or the totally authentic hand stitched way. The quick and sloppy modern way will leave the garment with harsh modern, machine stitched lines that are not accurate and sometimes distracting. For the love of all that is good in this world, **DO NOT HOT GLUE ANYTHING!** The quick-ish and neat modern way uses your machine to stitch structural, internal seams, and hand sews the edges and seams that are seen by the public. This is my preferred method. The totally authentic hand stitched way is just like it sounds. It's time consuming, but the reward far outweighs the inconvenience. There is a little guideline when making a garment for historical reasons: if you can't tell from 5 feet away that it was made in a modern way, you're golden. Don't fret; and remember that we all had to start somewhere. Some of the first things I helped make for my family were horrible, but that's how you learn.



If you don't sew or don't have someone who can sew for you, worry not! There are several companies that make standard and custom made clothing. (*You can find links on the Fort's web page.*) There is also the historical clothing closet at HFW that will loan you clothing for an event, and even a handful of patterns you can borrow to make your own clothing. The clothing for loan is somewhat limited in size and era, but you may just get lucky and find something that fits both your person and your event. Borrowing from the closet or another reenactor is one of the best ways to start. You will learn how to wear the clothing and what works and doesn't work for you and your persona. If all of this seems too overwhelming (and it's quite a lot!), there are staff/volunteer shirts that can be borrowed for events so that you can still help out at the Fort, while soaking up the information from the reenactors, and start planning your outfit.

Hopefully, these quick tips and tricks will help guide you on your way to being an HFW volunteer and/or historical reenactor. If you have any questions, don't hesitate to ask anyone at the Old Fort, or anyone who's out at an event wearing a "funny costume."

*Sara Gable, in blue, is the daughter of Norm and Laura Gable (Eel River Forge), and lives in Indianapolis. She has been an historical reenactor for the better part of 12 years. She is also a freelance theatrical costume designer and seamstress. The history of clothes and fashion has been an interest and hobby for most of her life.*



## YEAR END FINANCIAL REPORT

The Fort's annual challenge from the Hefner Foundation (where in they agree to match our annual grant and donation receipts up to \$30,000.00) was a real struggle in 2016. Without a large capital improvement campaign in the works for the year, we struggled to reach that goal. We did get very close, however, thanks to some December donations to the Endowment fund and to some other continuing projects, so the Foundation decided to fund their entire commitment even though we fell short of our portion.

The Endowment received three substantial contributions from Evie Braum (General Wayne's last remaining descendant), the Allen County Bicentennial Commission, and Beverly Williams (of the Towpath Players). Their contributions and others, plus the funds received from Goodshop, Amazon Smile, Benivity, and the funds generated by the Old Fort Cannon Crew, our "Color Guard", and "Keep the Change" donations at the Store and Bake Sales provided us with an additional \$8,500 to the Endowment Fund managed by the Community Foundation of Greater Fort Wayne. In addition, the foundation's annual campaign, as of the date of this writing, generated an additional \$200 which was sent directly to the Community Foundation for our benefit. These contributions totaling \$8,700 will be matched by the foundation (20%) which will add an additional \$1,740 to our Endowment. Once the match is credited to our account the Fort's Endowment will total \$34,625 and that is before the 2016 investment results are added.

2016 operations, primarily event receipts, store and bake sales, speaker fees, color guard/cannon crew fees, etc. generated over \$22,400, a 25% increase over 2015. Event expenses were up over 100% due to increased advertising, pyrotechnics, event food, and supplies, especially due to the Bicentennial Celebration during our 1812 event.

Our largest capital project was replacing the cedar shingles on the Modern Building and the addition of gutters to help direct the rain and snow melt away from pedestrian areas. That project was completed and funded by donations; total cost \$12,425.

The largest "non-cash" donation was from Evie Braum who donated the portrait of General Wayne that hung in the Wayne family home in Waynesboro Pa. We are consulting with some knowledgeable parties to assist in assigning a value to the portrait. The portrait is currently being housed at the climate controlled Rare Book Depository located in the basement of the Allen County Public Library. We are also in receipt of donations ear-marked to restore the gold leaf plaster frame that was damaged in shipping. We plan to complete the restoration during 2017.

Our most recent "non cash" donation was the Johnny Appleseed descendant "Rambo Cider Apple Tree" a gift from Carsten Retrum and his family. Special thanks go to Rick Ritter, Head Gardener at the Old Fort and Advanced Master Gardener, whose efforts made this donation possible. Thanks Rick!! Support and donations come in many shapes and forms. Please be on the lookout for organizations and individuals who might be willing to assist our efforts at the Old Fort. Please remember Tom's motto "If you don't ask.... you don't get!"



Tom Grant, HFW, Inc. Treasurer



## Who's Who

**Board Members:** Norm Gable, President  
Bob Jones, Vice President  
Tom Grant, Treasurer  
Emily Kersey, Secretary  
Volunteer Coordinator: Ruth Swearingen  
**Members:** Josh Grubaugh, Andi Hahn, Sean O'Brien, Gerret Swearingen

**Events Planning & School Demos:** Bob Jones

**Facilities Committee:** Sean O'Brien

**Finance Committee:** Tom Grant

**PR/Marketing:** Kathleen O'Connell

**Fort Historian:** Keith Layman

Send your comments/questions to  
[info@oldfortwayne.org](mailto:info@oldfortwayne.org).  
Your message will be sent to the  
appropriate contact person.

Sign up to receive our quarterly  
e-newsletter

## THE OLD FORT PALISADE

Send your request to:  
[info@oldfortwayne.org](mailto:info@oldfortwayne.org)

We are looking for articles for future  
issues.

If you have a historically pertinent subject  
you'd like to write about let us know at  
[publications@oldfortwayne.org](mailto:publications@oldfortwayne.org)

Deadline for submissions to the Spring  
Palisade will be  
April 1, 2017.

## Smile, and Help the Fort!

If you shop at Amazon.com, now you can support the Fort at the same time. Amazon Smile gives customers the opportunity to designate a non-profit organization, which will then receive a donation equal to a portion of your purchase.



It's easy to use. Log in at [smile.amazon.com](http://smile.amazon.com) rather than the usual [amazon.com](http://amazon.com). You'll use the same login information. If you have items in your cart, they'll be there. The site is identical, except you get to choose which charity you wish to support. For your donations to come to the Old Fort, just choose "Historic Fort Wayne Inc" where it says "Select and start shopping". That's all. Every bit helps, and we appreciate all you do to help us to continue bringing history to life in Fort Wayne!



You can find us on Facebook and Twitter  
for up-to-date event news and happenings!

[www.facebook.com/HistoricFortWayne](http://www.facebook.com/HistoricFortWayne)  
Twitter: @OldFortWayne

